

Warranty

Whilst every Lucent product is manufactured to the highest quality standards, we offer a comprehensive Warranty for complete peace of mind.

Residential Use

20 Years	Replacement cartridge
10 Years	Replacement products or parts
2 Year	Labour

Commercial Use

15 Years	Replacement cartridge
7 Years	Replacement products or parts
1 Year	Labour

Warranty may become void due to any of the following:

- Inability to provide proof of purchase or equivalent documentation
- Product not installed by a licensed Plumber
- Failure to install product to national standards and state regulations
- Failure to install product in accordance with manufacturers installation instructions
- Pressure and Temperature Requirements:
 - Hydro Static inlet pressure range: 150 to 500kPa
 - Maximum hot water temperature 75 degree celsius
 - Recommended operating temperatures: 1 to 75 degrees celsius
- Fitting of non-approved flow controllers in tap bodies or outlets
- If products are used for outdoor applications.
- Product used for non-potable water applications.
- Damage because of insufficient flushing of lines prior to installation. Service, repairs, or installation of non-Lucent replacement parts undertaken without Lucent's prior written approval.
- Damage to finishes caused by non adherence to cleaning instructions.

Cleaning Instructions:



CLEAN MICROFIBRE
CLOTH



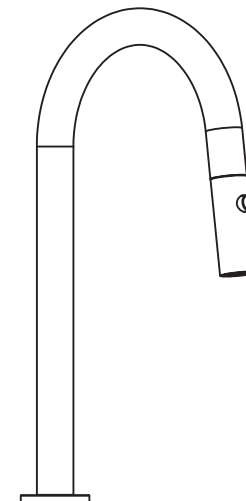
SOAPY WATER



PH BALANCE
SOAP - BASED
CLEANSER

LUCENT[®]

Installation and Operating Instructions



93314 Legerro Pull Out Spray Sink 200mm Curve Spout Lead Free



Thank you for purchasing a quality Lucent product. Please note that this product must be installed by a qualified and registered plumber who is compliant with all the relevant regional requirements and who holds current certification.

Note: Please read all instructions prior to installation to limit warranty disputes should a claim arise.

Water Supply Requirements



recommended
working pressure
350KPa



maximum hot
water temperature
75 degrees

Pressure

- Recommended Minimum Hydrostatic Pressure: 150 to 500 kPa
- This pressure may be exceeded only under test conditions.
- Where hydrostatic pressure exceeds 500kPa, pressure limiting valve must be installed as per AS/NZS 3500

Temperature

- Water Temperature Range: 1°C to 75°C

Suitable Hot water Units

- Storage Tank: Yes
- Continuous Flow: Yes

WARRANTY SERVICE

For all warranty service calls, please contact your local store.

Phone: 1300 474 714

E-mail: warranty@lucentdesigns.com.au



INS_1016.pdf rev.1.0

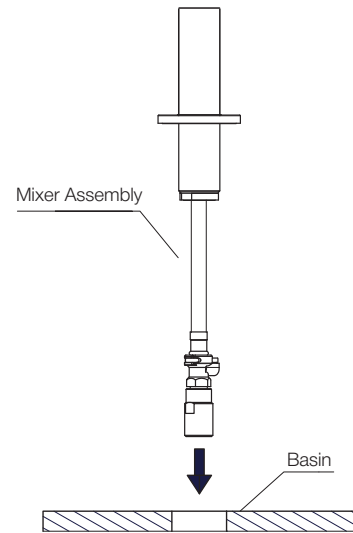


Installation Instructions

Note to Plumber: Please provide this leaflet to the owner after installation.

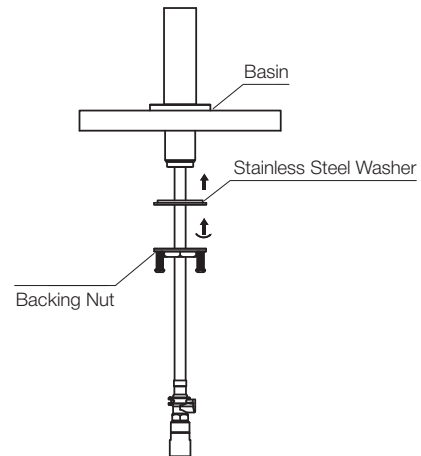
STEP 1

Insert the spout assembly into the sink or benchtop until it seats.



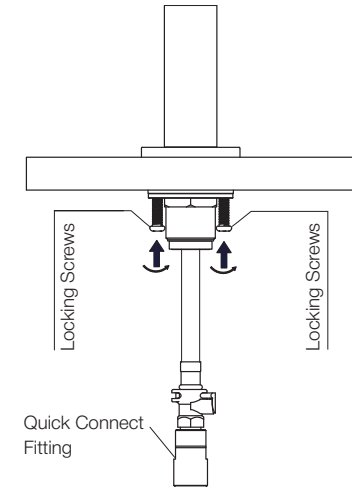
STEP 2

Ensure the stainless steel washer is in place, tighten the backening nut until the spout is firmly mounted.



STEP 3

Firmly tighten the locking screws.



STEP 4

Connect the flexible nylon hose to female quick connector. Attach the pullout hose weight in a vertical plane just above the loop.

