

Warranty

Whilst every Lucent product is manufactured to the highest quality standards, we offer a comprehensive Warranty for complete peace of mind.

Residential Use

15 Years Replacement products or parts
10 Years Finish / 5 Years Matte Black
1 Year Labour

Commercial Use

5 Years Replacement products or parts
1 Year Labour

Warranty may become void due to any of the following:

- Inability to provide proof of purchase or equivalent documentation
- Product not installed by a licensed Plumber
- Failure to install product to national standards and state regulations
- Failure to install product in accordance with manufacturers installation instructions
- Pressure and Temperature Requirements:

- Hydro Static inlet pressure range: 150 to 500kPa
- Maximum hot water temperature 75 degree celsius
- Recommended operating temperatures: 1 to 75 degrees celsius

- Fitting of non-approved flow controllers in tap bodies or outlets
- If products are used for outdoor applications.
- Product used for non-potable water applications.
- Damage because of insufficient flushing of lines prior to installation. Service, repairs, or installation of non-Lucent replacement parts undertaken without Lucent's prior written approval.
- Damage to finishes caused by non adherence to cleaning instructions.

Cleaning Instructions:



CLEAN MICROFIBRE
CLOTH



SOAPY WATER



PH BALANCE
SOAP - BASED
CLEANSER

WARRANTY SERVICE

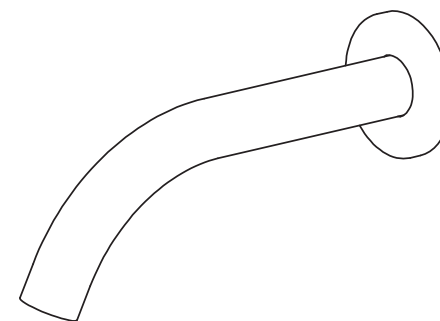
For all warranty service calls, please contact your local store.
Phone: 1300 474 714
E-mail: warranty@lucentdesigns.com.au



INS_1013.pdf rev.1.0

LUCENT[®]

Installation and Operating Instructions



93301 | 93302 | 93303 | 93304 Range

WALL BASIN/BATH CURVE SPOUT



Thank you for purchasing a quality Lucent product. Please note that this product must be installed by a qualified and registered plumber who is compliant with all the relevant regional requirements and who holds current certification.

Note: Please read all instructions prior to installation to limit warranty disputes should a claim arise.

Water Supply Requirements



recommended
working pressure
350KPa



maximum hot
water temperature
75 degrees

Pressure

- Recommended Minimum Hydrostatic Pressure: 150 to 500 kPa
- This pressure may be exceeded only under test conditions.
- Where hydrostatic pressure exceeds 500kPa, pressure limiting valve must be installed as per AS/NZS 3500

Temperature

- Water Temperature Range: 1°C to 75°C

Suitable Hot water Units

- Storage Tank: Yes
- Continuous Flow: Yes

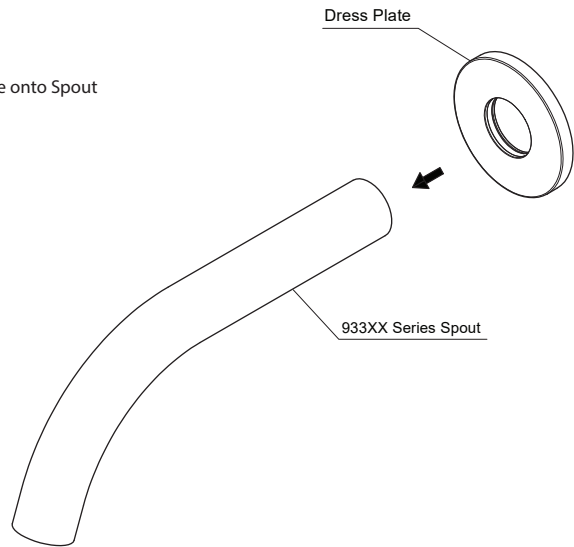


Installation Instructions

Note to Plumber: Please provide this leaflet to the owner after installation.

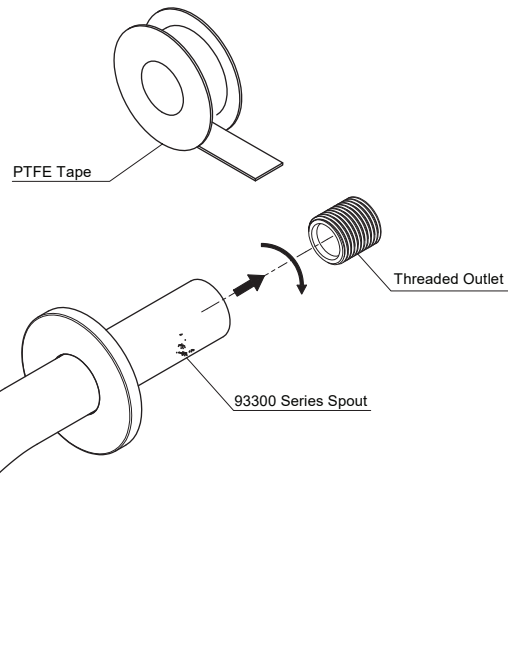
STEP 1

Gently slide Dress Plate onto Spout



STEP 2

Apply PTFE Tape to existing threaded outlet, screw spout onto threaded outlet.



Note: Ensure 15mm to 20mm of thread protrudes from the Wall.

STEP 3

Slide the Dress Plate to meet the finished wall.

FOR BASIN USE:

Ensure the pre-installed Aerator is tight using the provided Aerator Key.

FOR BATH USE:

Remove pre-installed Orange Top Aerator, replace with Blue Aerator using the Aerator Key that are provided.

