

Warranty

Whilst every Lucent product is manufactured to the highest quality standards, we offer a comprehensive Warranty for complete peace of mind.

Residential Use

| | |
|----------|-------------------------------|
| 20 Years | Replacement cartridge |
| 10 Years | Replacement products or parts |
| 2 Year | Labour |

Commercial Use

| | |
|----------|-------------------------------|
| 15 Years | Replacement cartridge |
| 7 Years | Replacement products or parts |
| 1 Year | Labour |

Warranty may become void due to any of the following:

- Inability to provide proof of purchase or equivalent documentation
- Product not installed by a licensed Plumber
- Failure to install product to national standards and state regulations
- Failure to install product in accordance with manufacturers installation instructions
- Pressure and Temperature Requirements:

- Hydro Static inlet pressure range: 150 to 500kPa
- Maximum hot water temperature 75 degree celsius
- Recommended operating temperatures: 1 to 75 degrees celsius

- Fitting of non-approved flow controllers in tap bodies or outlets
- If products are used for outdoor applications.
- Product used for non-potable water applications.
- Damage because of insufficient flushing of lines prior to installation. Service, repairs, or installation of non-Lucent replacement parts undertaken without Lucent's prior written approval.
- Damage to finishes caused by non adherence to cleaning instructions.

Cleaning Instructions:



CLEAN MICROFIBRE
CLOTH



SOAPY WATER

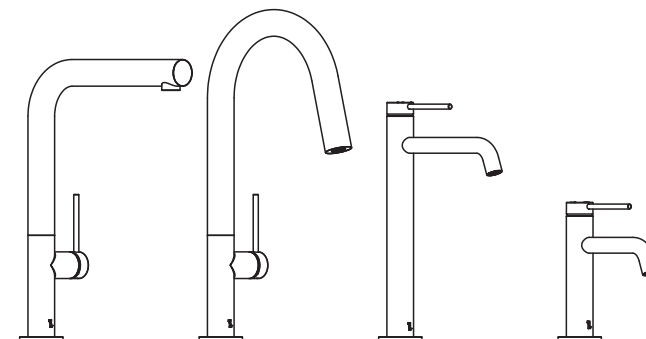


PH BALANCE
SOAP - BASED
CLEANSER

LUCENT[®]

Installation and Operating Instructions

Sink Mixer 200-220mm Basin Mixer 200-220mm Tall Basins



11001 | 11003 | 11005 | 11006 | 12001 | 16001
16003 | 18001 | 18003 | 18005 | 18006 | 12003
12005 | 12006 | 14001 | 14003



Thank you for purchasing a quality Lucent product. Please note that this product must be installed by a qualified and registered plumber who is compliant with all the relevant regional requirements and who holds current certification.

Note: Please read all instructions prior to installation to limit warranty disputes should a claim arise.

Water Supply Requirements



recommended
working pressure
350KPa



maximum hot
water temperature
75 degrees

Pressure

- Recommended Minimum Hydrostatic Pressure: 150 to 500 kPa
- This pressure may be exceeded only under test conditions.
- Where hydrostatic pressure exceeds 500kPa, pressure limiting valve must be installed as per AS/NZS 3500

Temperature

- Water Temperature Range: 1°C to 75°C

Suitable Hot water Units

- Storage Tank: Yes
- Continuous Flow: Yes

WARRANTY SERVICE

For all warranty service calls, please contact your local store.

Phone: 1300 474 714

E-mail: warranty@lucentdesigns.com.au



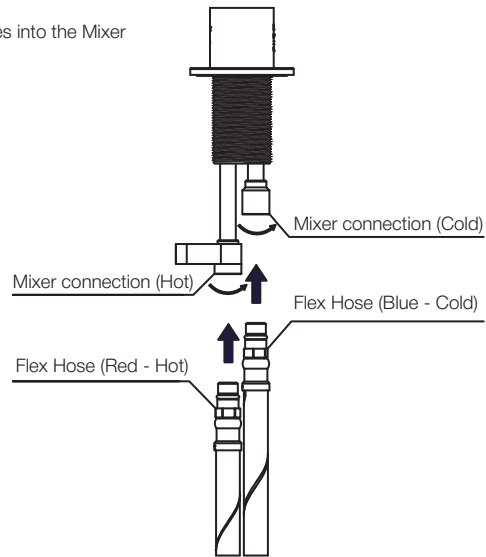
INS_1000.pdf rev.1.0

Installation Instructions

Note to Plumber: Please provide this leaflet to the owner after installation.

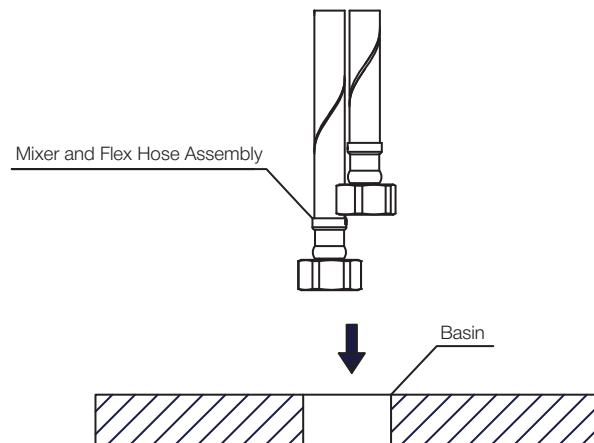
STEP 1

Screw the provided Flex Hoses into the Mixer Connections.



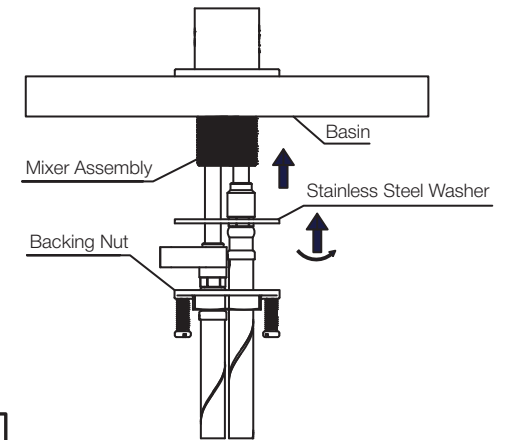
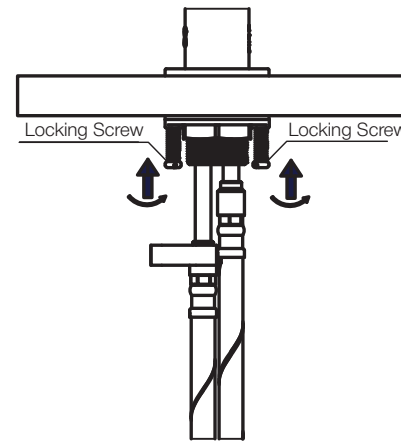
STEP 2

Push the Flex Hoses through the predrilled Basin sink or benchtop until the Mixer seats.



STEP 3

Ensuring the Stainless Steel Washer is in place, tighten the Backing Nut until the Mixer is firmly mounted to the Basin.



STEP 4

Firmly tighten the Locking Screws.

STEP 5

Ensuring correct alignment install Handle onto the Mixer Cartridge. Secure using the provided Hex Key.

